


# PROGRAM GUIDE

CASCADE PACIFIC COUNCIL

CHINOOK DAY CAMP

July 29-August 2

2019



2019

# Welcome to camping in the Cascade Pacific Council!

We are excited for an incredible week of fun at our Chinook District Cub Scout Day Camp! What a summer it will be with an opportunity to learn and explore. This Program Guide includes basic information on our program and schedule. Please see the Planning Guide for information about reservations, paperwork, payments, etc.

Cub Scout day camp offers a unique opportunity for the cub scouts to enjoy each day out-of-doors while learning new skills. It is our primary goal to provide your Scout with a safe and fun Day Camp experience. However, camp can be a lot more: a chance to learn from new experiences, to grow, to make new friends, and to develop important skills that will last a lifetime.

We welcome you all to the Chinook Day Camp experience. We know that this will be a special time for you and all of the cub scouts you bring with you. Thank you so much for choosing Chinook Day Camp!

## TABLE OF CONTENTS

Resources & contact information	1
Pre-camp leader meeting	2
Camp schedule	2
Drop off and pick up	2
What to bring to camp	2
Adult visitors	2
Tot Lot guidelines	2
Den names & flags	2
Den yells & skits	2
Campfire program	3
Parent volunteers	3
Advancement opportunities	3
Day camp schedule	3
Medical Form	4-6
Opportunity Fund	7-8
Special Needs Form	9
Den Roster	10

## PROGRAM DIRECTOR

Gabby Merrell  
503.716.6292  
gabbymerrell@msn.com

Kevin Farley  
kfarley@cni.net

## LOCATION

Trojan Park  
71760 Columbia River  
Highway  
Rainier, OR 97048

## SPY ACADEMY July 29 - August 2, 2019

CHINOOK DAY CAMP, Trojan Park, 71760 Columbia River Highway, Rainier, OR 97048



# Resources & Contact Information



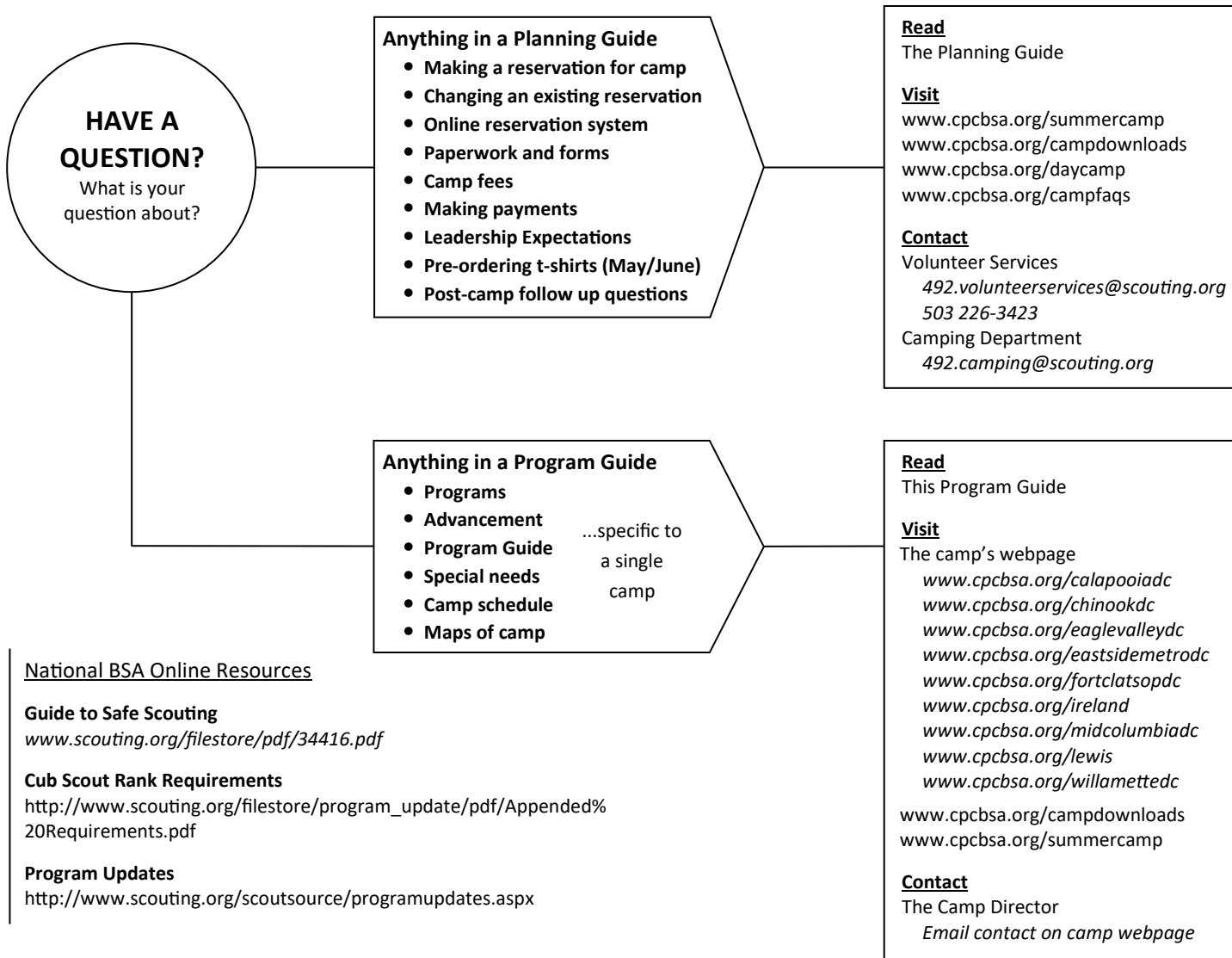
BOY SCOUTS OF AMERICA®  
CASCADIA PACIFIC COUNCIL

Have questions? Need more information? This page can point where to go!

## COUNCIL CONTACT INFORMATION

**Address** Cascade Pacific Council  
2145 SW Naito Parkway  
Portland OR 97201

**Website** [www.cpcbsa.org](http://www.cpcbsa.org)  
**Phone** 503 226-3423  
**Fax** 503 225-5733



### National BSA Online Resources

**Guide to Safe Scouting**

[www.scouting.org/filestore/pdf/34416.pdf](http://www.scouting.org/filestore/pdf/34416.pdf)

**Cub Scout Rank Requirements**

[http://www.scouting.org/filestore/program\\_update/pdf/Appendex%20Requirements.pdf](http://www.scouting.org/filestore/program_update/pdf/Appendex%20Requirements.pdf)

**Program Updates**

<http://www.scouting.org/scoutsorce/programupdates.aspx>



### Council Online Resources

[www.cpcbsa.org/summercamp](http://www.cpcbsa.org/summercamp)

Main hub of information for CPC summer camping

[www.cpcbsa.org/campdownloads](http://www.cpcbsa.org/campdownloads)

Information: Council Leader Guide  
Maps to/of camp

Forms: BSA Medical Form  
Opportunity Fund Application  
Refund Request Form  
Special Needs Form  
Unit Roster

[www.cpcbsa.org/incidentreport](http://www.cpcbsa.org/incidentreport)



**Prepared. For Life.™**

## PRE-CAMP LEADER MEETING

Council staff and camp management will have an in-person meeting to share information about the upcoming camp season and to answer questions from adult leaders. Leaders and parents attending camp are all encouraged to attend. Pack leaders will also be able to pick up camp t-shirts that have been pre-ordered online before May 15.

Chinook **Thursday, June 14th at 6:00pm**  
Longview Stake Center, 900 11th Ave  
Longview, WA 98632

## CAMP SCHEDULE

All campers and adults must check in each day. As campers and adults arrive, they will proceed through check-in.

<b>Check-in</b>	Monday	8:00am
	Tues-Thurs	8:30am
<b>Departure</b>	Mon-Thurs	3:00pm
	Friday	4:30pm

## MONDAY SCHEDULE

**Allow extra time for check in on Monday Morning.** We suggest arriving by 8:00am as we have more to go through on the first day of camp. After Check in, you, your den will go to your den site (we suggest you have a wagon or other way to carry supplies; including a cooler) Please be sure all belongings are marked with a name and a pack number. All belongings will be kept at your den site during each day. About 5 minutes before opening ceremony head up to the flag pole for camp to begin.

## WHAT TO BRING TO CAMP

It is essential to a great experience at camp that you and your pack come prepared. Here is a list of things to consider bringing:

- Medical form (Parts A & B)**
- Jacket/Sweatshirt
- Snacks\*
- Water Bottle
- Sun Screen
- Bug Spray
- Cooler
- Den water Jug
- Wagon

\*Lunch is provided by the Rainier School District. If you would like to supplement what is provided, you will need to provide your own from home.

→ **All Scouts & leaders are required to bring a current and complete BSA Medical Form, with all required signatures, with them to camp.**

Day Camps require that **Parts A & B** are filled out completely.

Do not use other medical reports or forms; use the official BSA Medical Form only.

## ADULT VISITORS

Adults who are not signed up to volunteer during camp are considered visitors. Visitors need to check in with camp management upon arrival and receive a visitor's badge. Visitor's must also check out upon departure. This ensures the camp staff knows who is on property at all times.

## WEEBELOS

Our weebelos will experience greater challenges and a more advanced program equal to their age level and skills.

**MEDICAL FORMS-ONLY CHILDREN AND ADULTS WITH A SIGNED MEDICAL FORM CAN BE AT CAMP.**

## TOT LOT GUIDELINES

**Children who are not currently registered with a pack attending camp may not stay in camp** unless they meet one of these criteria:

Siblings 3 to 6 years old may register in the Tot Lot program **if a parent is volunteering that particular day.** Cost is \$10 per day.

— OR —

Female siblings 7 to 10 years old may register in the Junior Camper program **if a parent is volunteering that particular day.** Cost is \$25 per day.

Contact the Camp Director before camp begins if any of your families would like to register for Tot programs. All Tot Lot children must be potty-trained.


## DEN NAMES & FLAGS

Camp den names will be assigned by the camp. Each den will get to make a den flag on the first day of camp before the opening ceremony.

The den flag should reflect the spirit of the den's camp name. We encourage the boys to help design and construct their den flag.

## DEN YELLS & SKITS

Each camp den will come up with a den yell to use in response to roll call and as a spirit call. This also is lots of fun for the Scouts! Your den will be asked to prepare a skit or song to present during the final campfire.



## CAMPFIRE PROGRAM

Immediately following the camp on Friday will be our campfire program at 3pm. Each den will present a skit or a song and the staff will also provide some entertainment. Awards and recognition will be presented along with camp patches. Medical forms are also returned to packs at this time.

If your den will not be staying through closing, please make arrangements with the camp office to pick up for patches, certificates and medicals forms.

## STILL HAVE QUESTIONS?

If you are still unsure about anything, please bring your questions to the pre-camp meeting. Keep in mind that the information in this packet is preliminary and is subject to change— any last-minute information updates will be made available when you arrive at camp. When you arrive at camp you will be given the most recent map and schedule for your group. Remember to pass information along to all the adults who will be attending with your group.

## CHINOOK SCHEDULE

TIME	MONDAY	TUESDAY	WEDNESDAY	THURSDAY	FRIDAY
8:00—8:30 AM	Camp Check-in				
8:30—9:00 AM	Camp Check-in	Camp Check-in	Camp Check-in	Camp Check-in	Camp Check-in
9:20—9:30 AM	Den Leader Meeting	Den Leader Meeting	Den Leader Meeting	Den Leader Meeting	Den Leader Meeting
9:35—10:20 AM	BB Guns	Flag Etiquette	BB Guns	Cooking	Open Stations
10:25-11:10 AM	Archery	Scout Skills	Archery	Wood Craft	Open Stations
11:15-12:00	Obstacle Course	STEM	Obstacle Course	STEM	Open Stations
12:00-12:30 pm	LUNCH	LUNCH	LUNCH	LUNCH	LUNCH
12:30-1:00 PM	*SPECIAL*	*SPECIAL*	*SPECIAL*	*SPECIAL*	*SPECIAL*
1:00—1:45 PM	TEAM BUILDING	COOKING	TEAM BUILDING	CRAFTS	SERVICE
1:50 0 2:35 PM	SKIT SKILLS	FISHING	CRAFT	FISHING	STEM
2:40—3:00 PM	CLOSING/ CLEAN UP	CLOSING/ CLEAN UP	CLOSING/ CLEAN UP	CLOSING/ CLEANUP	GATHERING/ WELCOME GUESTS
3:00—4:30 PM					SKITS/ AWARDS/ CELEBRATION

### CAMP ADVANCEMENT OPPORTUNITIES

These are the advancement opportunities that will be presented at camp. If your son participates in all the events, he should be able to earn all of them. It is up to the discretion of each den leader to work with each parents to decide if the materials presented qualify for

A HUGE thank you to everyone who has volunteered their time and skills to help make camp happen! Whether you help plan or you volunteer at camp, your help is very appreciated. The fun and energy you put into camp help our Cub Scouts create the memories they will remember all their lives!

**WE ARE SO EXCITED YOU ARE COMING —  
SEE YOU SOON!**